

PARAPORT HILLS



APPROACH

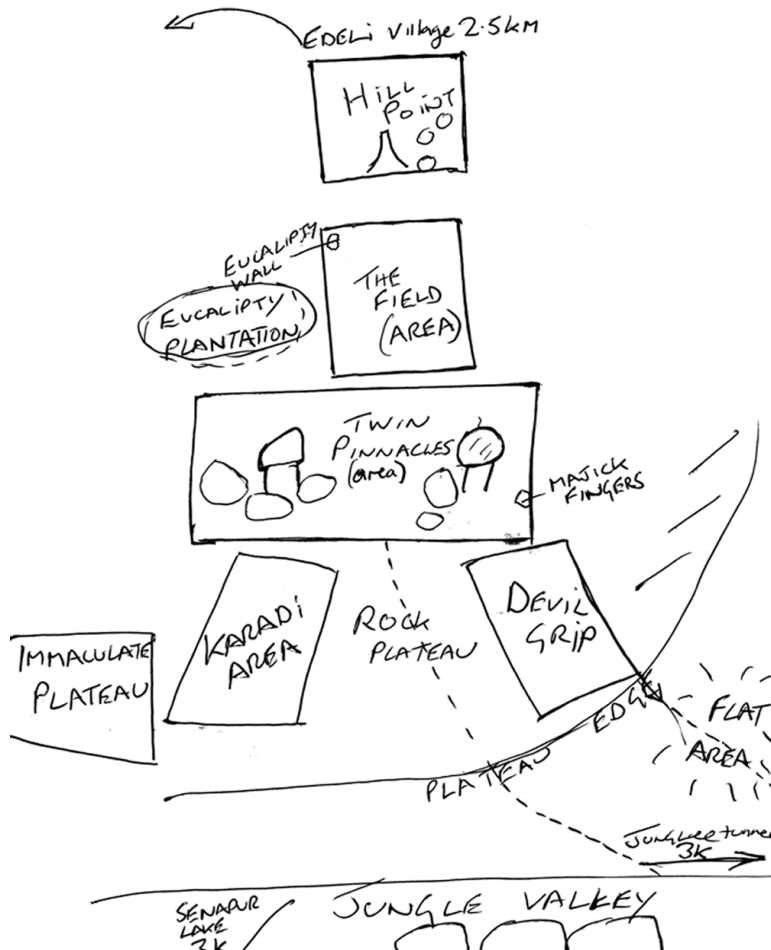
The twin pinnacles which sit on a high hill are visible from far away and approached in about an hour . The actual pinnacles belong to the monkeys but the boulders around the hill are brilliant. The rock is a superb type of compact granite with hard quartzite in abundance and not many loose flakes. Good areas on all sides of the hill. The blasters have arrived at the field and hill top areas in the last 2 years. Approach from the lake above senapur at 2nd bridge and when you get to Egno. Boulderfield (jungli plateau topo) you can see the pinnacles to the north so walk first leftwards then straight passing the Eagle rock pinnacle areas on you left crossing two obvious passes until you reach a heavily vegetated valley at the base of the hill.. There are lots of other ways to walk in also. If you get lost on the walk in go to a higher place to see the pinnacles and get your bearings again

WATER

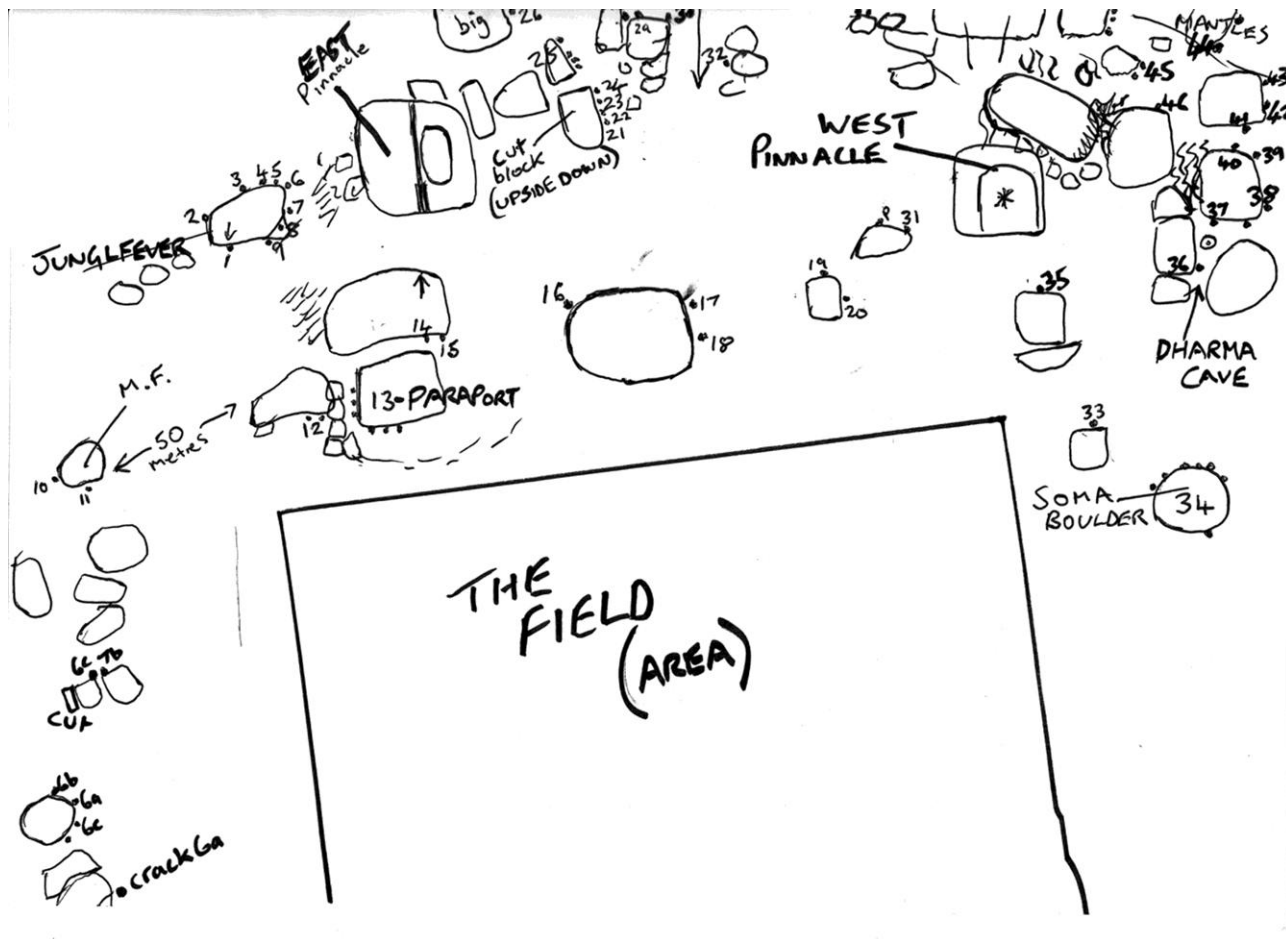
The nice little village of Adeli (edeli) is just a short walk from Dharma cave about 2 km over the pass DIRECTLY opposite the front of the cave then round through the flat dry fields to reach bigger tracks but they have excellent drinking water there. Tea shop and small general store also!! Just make sure to be ultra nice and polite to the people as they are very poor and don't see any western tourists. (NO PHOTOS just Namaste and big smile !!) The way from hill point area (shown on map) is a bit longer

OVERVIEW MAP

The 6 areas each with separate boulder topos to show the problems



PARAPORT TWIN PINNACLES - AREA TOPO



BOULDER PINNACLES AREA - the two big pinnacles on the top of the hill are for the monkeys

- 1 descent (down) route 5
- 2 arete has been done (Squib)
- 3 ** JUNGL SEE 7a if you look down the valley and see the green rice fields, the cute little houses and all the nice people are there, then climb the big groove r-L with the crux at the top.
- 4 *** JUNGLFEVER 7c the superb move to latch the top with a very awkward start. just last moves 7b+
- 5 ** 7a+ MAJICK PEOPLE Opposing sidepulls to grab the big hold and grapple out.
- 6 ** 6c good moves and rock on the arete
- 7 *** 6c JUNGL PEOPLE beautiful wall and moves starting from positive pockets.
- 8 * round the corner a long move on crimps leads to slabish ground
- 9 6c groove
- 10 *6b wall, hard start
- 11 *** MAJICK FINGERS 7c The enticing black steep scooped bulge with the problem is possibly painful and perplexing but brilliant when you do it. From Majick fingers walk northish through the boulders which are graded not numbered on the topo to turn right and right again. Next to the huge boulder is an obvious line on a not so huge boulder- traverse the break L to go stright up at the arete to an obvious jug. Fantastic - *** CAPTAIN 5 BEANS 7a+
- 12 * 6a -7b sit starts to go straight or left



13

PARAPORT boulder-right to left

- A *** 6a sitstart and traverse the ramp to the finger hold out left and up
 - B * 6b sitstart just left beneath the ramp to climb through it going slightly r/wards
 - C *** PARAPORT EXPRESS 7b+ same sit as D but out right to side pull and up with great moves.
 - D *** PARATRANCEPORT 7a+/b crimp sit start to the jug and up. Superb problem.
- Next problems on the wall around the corner
- E * 5 corner groove

F * 6b moves left and up

G ** 7a great move from very small holds left to the top or better to the flake on Right and up (harder)

14 *** SOUL FIRE E6 6b (English grade) slightly overhanging wall is intimidating but brilliant with the crux at the top.

15 *** PARAPORT WALL 7a starting same place climb up and traverse right to the hanging flake crack which goes to the top.

16 *** WORLDS IN COLLISION 8a the very steep left slanting groove is excellent with fun start and technical balancy moves to good fingerholds as it turns to slab.

17 6c jumpstart

18 **6b good with the big sloper on the right or left also.

19 **7a 2 moves sitstart on the stotty boulder

20 *** 7b sitstart from the big jug is very interesting

this next boulder has now been BLASTED and landed upside down. They didn't bother to cut the pillars as it didn't land well for them. For us it landed WELL and gives some climbing

L side from flakes short move to top

21 * 7a from the big slopey ledge move to the top which is smoothed off slightly to avoid cut fingers (check first)

22 * TOPSYTURVEY LAND 6c sitstart and long reaches up the corner

23 *6c same to go right to big holds.

24 * DOWNDOWN SIDESIDE 7a lie down start brilliant foothooks to traverse the crimpy rail then s/pull and up.

25 climb anywhere up the face

26 **ORIGINALSIN 7a+ (E4) hard start in corner to steep rail and high arete

27 6c cornergroove

28 *6b

29 ** 7a crimpy move

30 *** CENTRALMAGNETISM 7a+ The boulder directly between the pinnacles draws you in for great moves and rock with the nice blob sloper at the start

31 6b sit

32 ** 6c+ slopecrimpy sitstart on white slabby scoop

33 *7a with groove jump to an edge then to the top with great move. The left edge of this boulder has also been cut for pillars

34 SOMA BOULDER

SOMA boulder is packed with quality problems LEFT to RIGHT

A ** 7a from jug goes left up to catch the arete and over

B ** 7a+ Squib goes straight up

C *** NEWWORLD 7c sitstart on very slopey Right hand (blob hold) low edge Left catch jug then right and crimp tirelessly to go leftwards slightly at the top. Slightly harder Right hand finish is also good with very slopey finger holds to pull through. Stand 7b.



D *** SEARCH FOR SOMA 7b+ traverse slopey shelves R to obvious jug then up from here with small positive holds

E *** SUNRISE WALL 6c leftwards up into high flake leads to top

F * 6b just right sitstart leads up with good holds

*** 7b links sit to SUNRISE WALL

35 ** TOWERS of GOLD 7a excellent line up the middle of the wall with thin start.

36 ** 6c good moves on overhanging groove.

37 6c hard start

38 *** DHARMA KAYA 7b the big line with the thin crack is brilliant.

39 *** E5 left line finishing on a quartz crack above the scoop

40 ***E3 slab r/wards

41 ** 6c long move to the wavey ledge

42 6a

43 5+

a bit further down and right...

44 ** "mantles" boulder Left mantle 7a right 6c all good

45 *** LITTLE ARETE 5+ from the right and the ** CROSSOVER 7b from a sit on arete(left side) goes up and across the wall on beautiful rock and stretchy move

some fingery problems exist on the wall next to little arete

46 ** E4 A good highball with the hardest climbing at the start.


Next is THE FIELD area boulders may be changing but topos are from 2 years back some problems have gone already some will remain.

THE FIELD area

Beautiful quality EUCALIPTY wall is well worth seeking out and blasters shouldn't bother with it.

SOMA block now has photo topo.

7 **6a from thin break straight



8 5 9 5 10 5 11 7a slopey ledge

12 * 5 nice mantle

13 * 5+

14 * 6b moved up to trav into...

15 * 6a high direct

16 interesting possibility on north face (unclimbed)

17 5 scoop

18 5+

19 * 6c sitstart

20 * 6a through overlap

21 * 6b

22 * 6c+

black face 6b

23 * 7a arête from crimp

24 ** 6c grey wall with nice fat pinch, flattened bushes.

25 ** 5+ u cuts sitstart

26 * 5 slab

27 ** 6a classic orange face to high crack finish

28 * 6b long reach to start

29 ** JUNGLE JAM 7b sitstart on nice rock to jam the crack or slopey sidepulls. Superb and unusual.

30 * 6b

31 good project

32 ** 7b excellent slab is also desperately addicting

33 6a and scoop to R also

34 ** 7a superb crimp moves from the very positive starting hold.

A nice boulder with FAT BREAK all the way around. Bushes may have come back now.

35 ** 7a+ hard top out !!

36 * 6c sit direct

37 * 6b sit just L

38 5 sit

39 * some problems over there

a beautiful little area hidden in the corner of the field gives good sport...EUCALIPTY area

40 * 5+ grooves

41 ** 6a scary arête

42 *** EUCALIPTY WALL 7c classic up the nice grey wall passing tiny crimp and small slopey ramp.

43 ** 6c the arête from sit is great

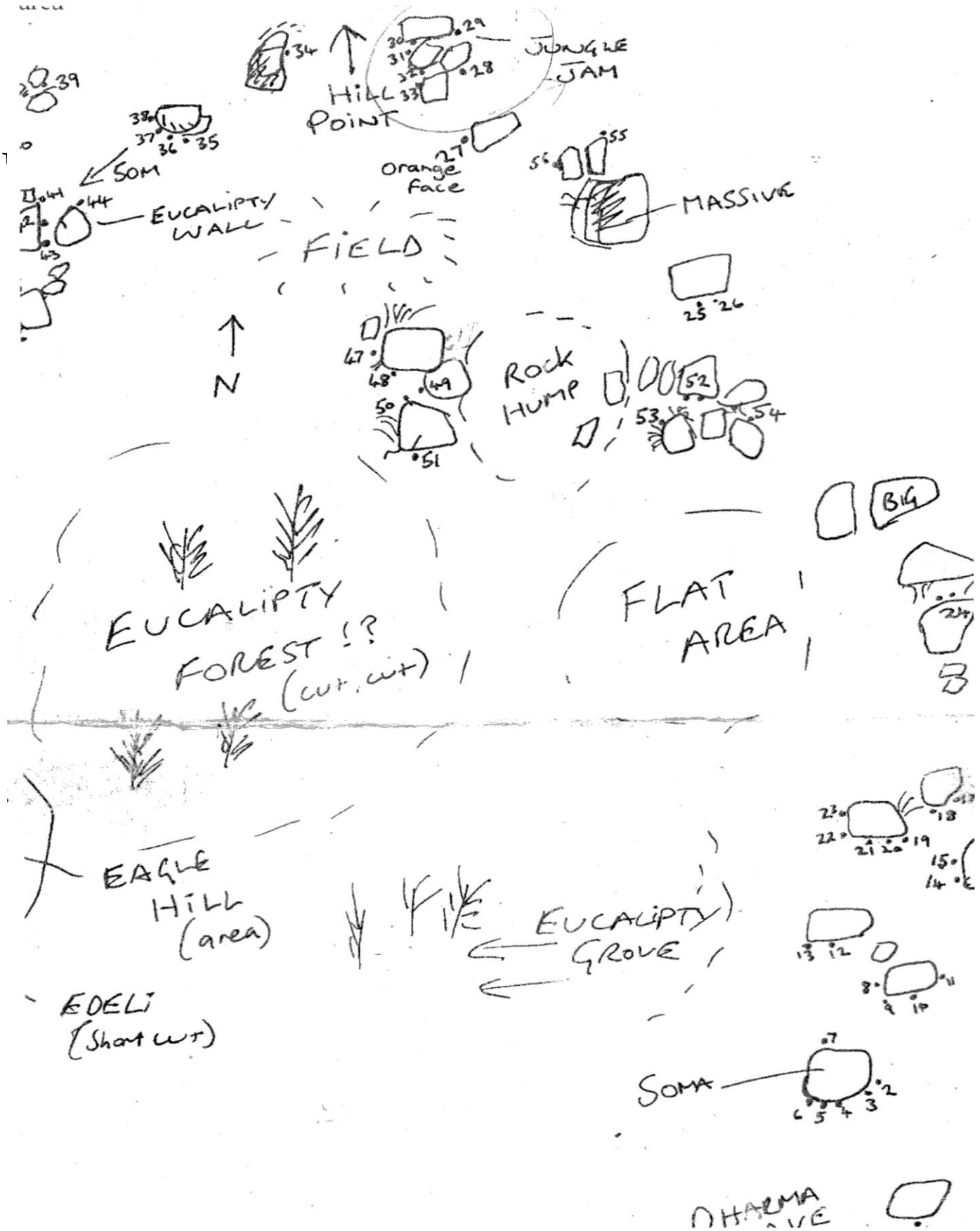
44 sitstarts available.5+

45 slabby prow *

46 ** 7b+ tricky line with the flake hold.

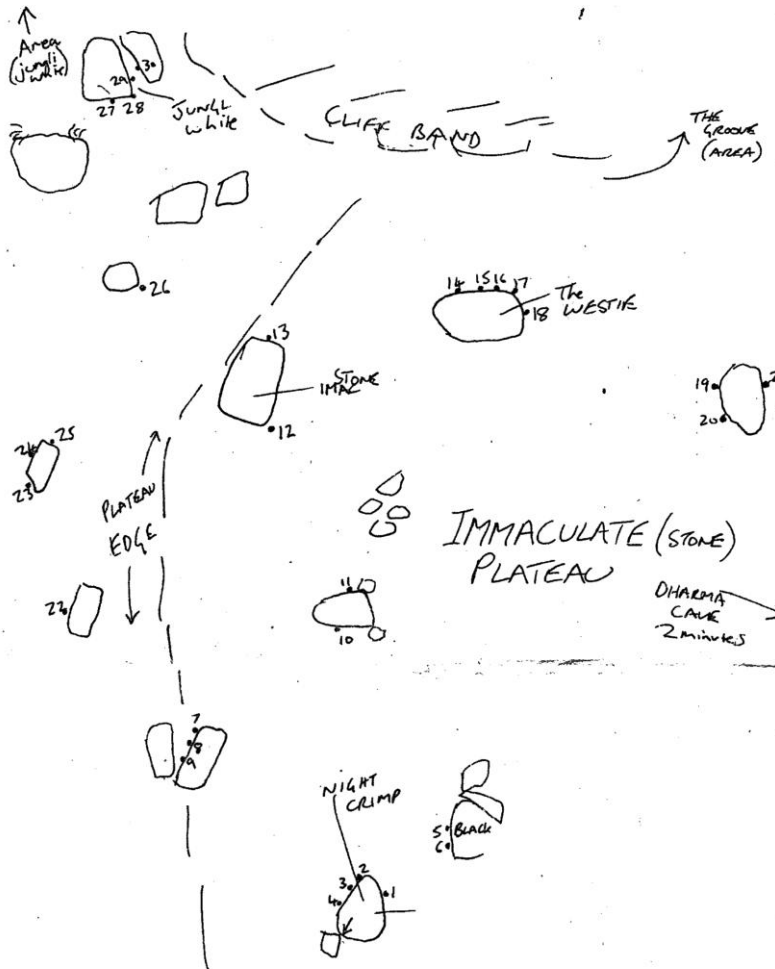
47 ** 7a good problem with arête hold and crimp to topout

- 48 * 6a wall/slab with the big hold
 - 49 * 7a from crimps take the sloper out L and grab slopy gritty top.
 - 50 ** 7b superb crimp wall from horizontal break, excellent sit project
 - 51 * 7a good sitstart on thin crack
 - 52 * some interesting here also
 - 53 * 6c good sit (flattened bush)
 - 54 * 6a smooth prow
 - 55 * 5
 - 56 * 7b stubborn gritty mantle
- FIELD TOPO



IMMACULATE PLATEAU

- 1 6c sitstart to mantle through
- 2 *** 7b from as far left traverse right and up night jam
- 3 ** NIGHT CRIMP 6c sitstart to go direct on micro jugs
- 4 ** 7a sitstart break then long move to good edge and up
- 5,6 short black boulder gives some climbing
- 7 * 6c from big hold leftwards
- 8 ** 6c+ smart wall
- 9 **7a+ bad crimps with good foothold then big jump for jugs
- 10 ledges
- 11 * groove
- 12 *** STONE IMMACULATE 7b hanging arete with sidepulls to the right. Excellent ! One of the oldest problems here (december 1999)
- 13 ** CACTUS CRACK 7b+ desperate jumpstart then layback the crack R-L



WESTIE STONE

WESTIE STONE in the shade all day !

14 6b+ straight up R side

The next 3 problems all sitstart at the same place in the centre of the wall

- 15 *** WESTIE TRAVERSE 7b+ along the gritty break to thin holds onto slab
- 16 *** THE WESTIE 7b straight up with a fantastic move to catch the white jug then direct to finish up blunt arete.
- 16A *** 7b+ leftwards and up high scooped slab, great moves.
- 17 ** 6c arete with holds on both sides then direct topout
- 18 6a scruffy wall and leftwards also possible (loose top)
- 19 ** 6a nice rock on the sit from s/pull
- 20 on nice rock
- 21 * 6a+ the line with tricky start.
- 22 6b
- 23 ** 6b from low on arête up into scoop and great top move.

24 ** 7a wall from nice start hold turns mean.

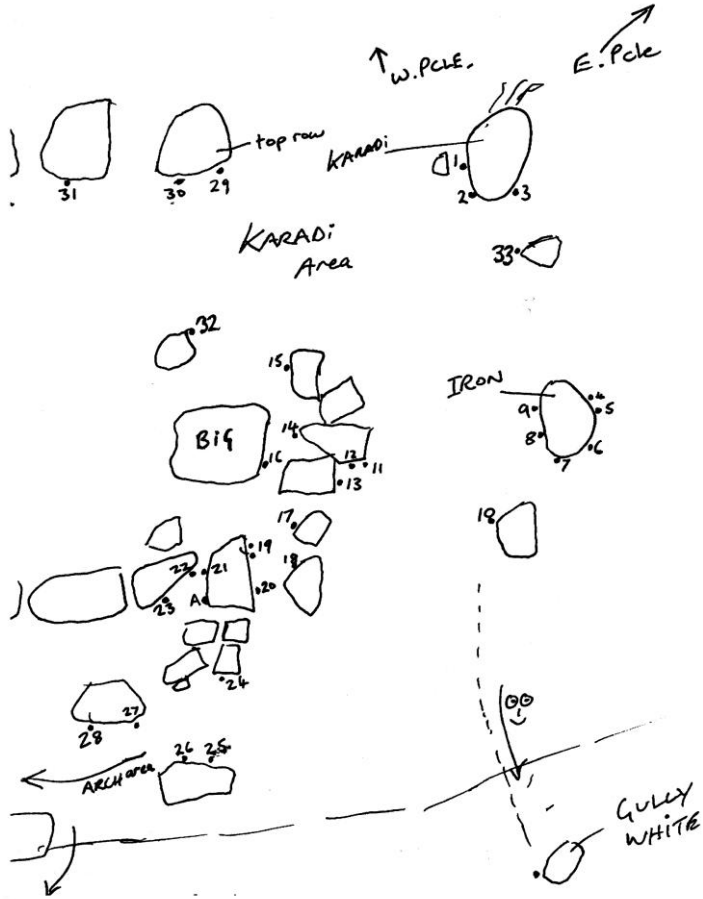
25 6a 26 6a+

27 *sitstart 5+

28 *sit 5+

. 29 **JUNGLWHITE sitstart and keeping right on the groove to a great finish

KARADI area s



KARADI AREA

- 1 *** KARADI KREAM 7b+ the scoop with slopers is started from crimp pinch. Sloper Classic
- 2 ** 6b classic groove with arête
- 3 ** KARADI COMING 7a from lowest holds up and over slab.

4 not worth

5 *** IRON GRIP 7b+ from sitstart on perfect "crimpjugs" a huge move up R and fighting R wards to catch the big hold . Brilliant!!

6 ** 5 sitstart

7 * 6a

8 * 6c

9 7a+ from standing. Ouch Sit to do

10 7b scary groove with holds on R also.

11 * 5+ sitstart in jam crack

12 * 5 sit

13 6b

14 * wall

15 5

16 **6b high wall great rock.

17 sit 6a

18 5

19 ** 7a hard sitstart to crank wall on good flakes

20 7b+ pathetic crimps to left rib 1 move ouch !

21 * 6b 21A **THE RABBIT RUN 6c+

Next is this superb wall with two contrasting problems (sloper and crimps) both classics.

22 *** A CRIMP in TIME 7c the testing scoop has crimps , semi static movement is the way

23 *** THE MILKING WAY 7b+/c the break (jumpstart) to the blob sloper (milk it) and up. An excellent friction problem.

24 6b

25 hard p

26 6a

Just DOWN and right from here (not on map) is the excellent boulder ** WESTERN MOON 7b on a groove shaped like a moon good sit 6b on wall to right




The Sloth bears of India are the best climbers of all bear species in the world !! Sloth is not slow he can run fast as well ! Local word for bear is karadi

- 29 ** 7a great sitstart with undercuts to arete then take groove left and up.
- 30 ...overgrown
- next boulder is to the left again after dissapointing steep wall with loose hold
- 31... * 6c stand start in groove
- just down from iron grip in the gully (100 meters) is this beautiful white boulder worth seeking out
- *** WHITE GOLD 6c/7a sitstart to pull through on nice edges one slopey one small.
- 32 ** 7a+ HARD SKIN the steep thin crack with help from one sloper at the arête .great.
- 33 ** 7b small sitart with sidepull and edge to swing right into little groove on arete. Powerful.

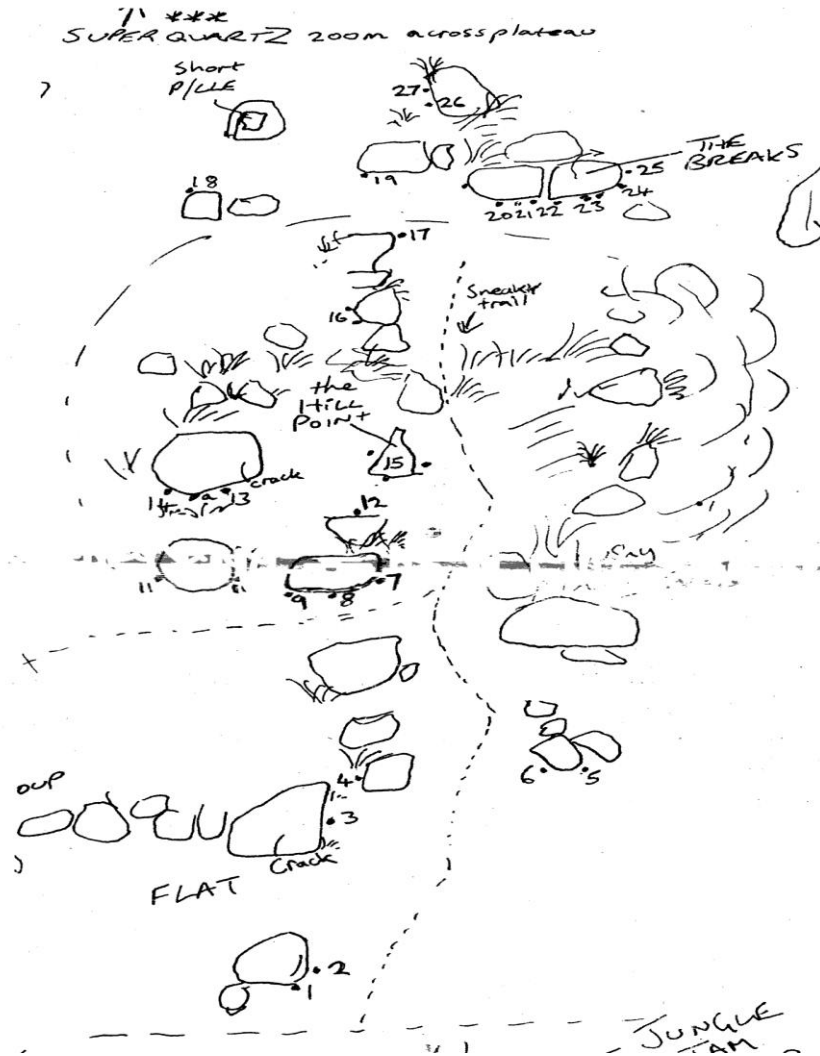
THE HILL POINT

- 1 *5
- 2 *5+
- 3 ** 6b from break around bulge into scoop
- 4 * 6b spikey bushes may take over
- 5 ** 7b very crimpy moves up to arete. Sitstart obvious hard link project
- 6 *5
- 7 *** 7b+ THATS THE POINT hard move up from break, tricky friction top as well. Class !
- 8 ** 7a sit starts on the smooth perfect ledges to go straight up the wall
- 9 projected arete would be very hard and good
- 10 Not done !
- 11 * 6c from groove to slopey topout
- 12 * 7b+ much harder than it looks wall.

DEVIL GRIP



13 a 14 excellent big problems still to do



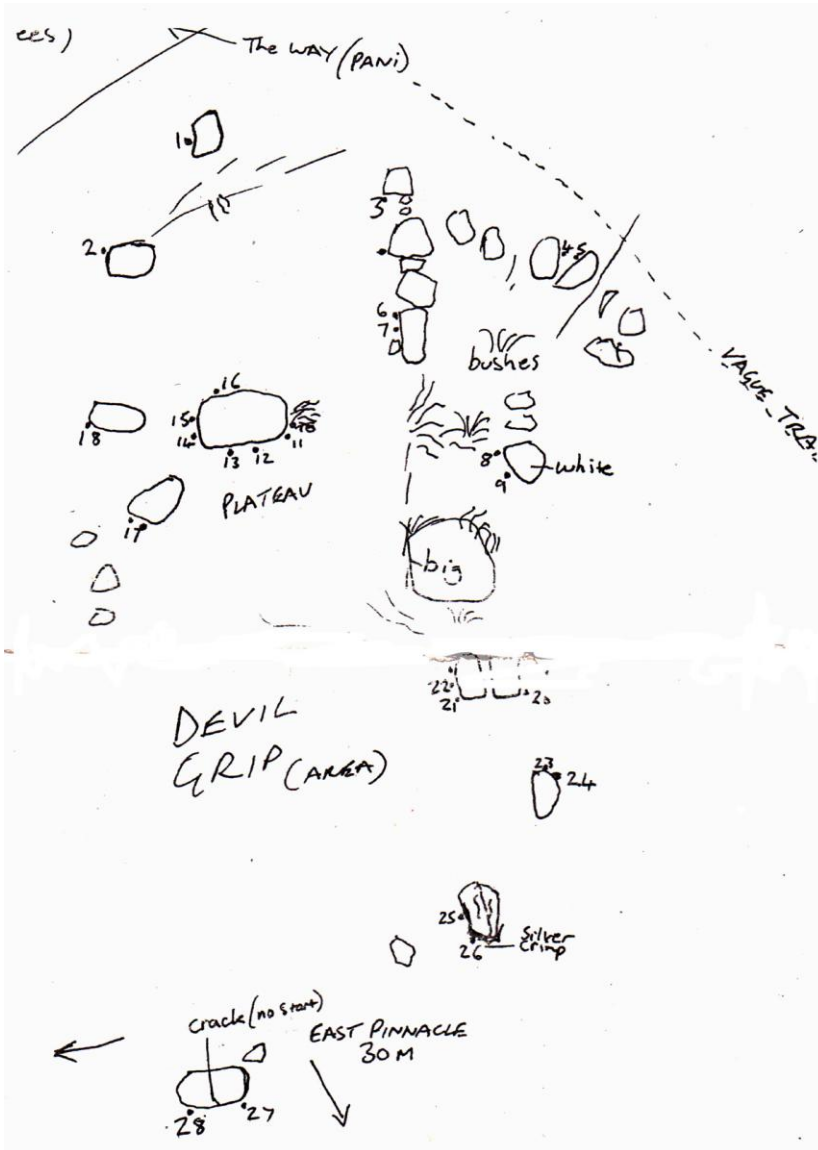
- 15 The hill point boulder itself is not that good but has a few ways up and down
- 16 * 5+ groove and arete to R also ok
- 17 *** CURVING PROW 7a the fine prow feature manages to be both slabby and slappy at the same time !!
- 19 * 6b high wall
- 20 * 5+
- 21 * 6a
- 22 * 5+ chimney aretes left and right
- 23 ** 7a thinwall from break is good * 7a wall to right also okay
- 24 ** 7b DESTROY THE FUTURE from break up to thin pinch and crimpy snatches. Brilliant.
- 25 6a
- 26 ** 7a+ up to crimpy pocket and slap for top
- 27 *** 7a steep gritty groove will give you a brilliant move to the jug

WESTERN MOON



DEVIL GRIP AREA

1 *** DEVILGRIP 7b+ The superb scooped wall with quartz break up to "that hold" and up.



- 2 * sit with groove and arete.
- 3 * 6b sitstart with bad landing.
- 4 sitstart 5
- 5 ** CAVE TRAVERSE 7a sit on right to fingery break across to bigger hold and over
- 6 up to edge on R wall
- 7 *6b wall from big edge
- 8 *7b hard move up from white edge
- 9 *** 6b the white boulder on nice rock
- 10 6a
- 11 5
- 12 6b sitstarts on pockets
- 13 quartz wall
- 14 *6c awkward moves up
- 15 6c
- 16 6b
- 17 6c crimp wall left also 6c+
- 18 5
- 19 white quartzite block on right
- 20 ** 7a arete from R *7a+ same arete from left
- 21 ** 6c sit to go direct
- 22 * 6a sit to groove
- 23 5
- 24 * 6b groove line
- 25 * 7a tricky steep wall
- 26 *** SILVER SCOOP 7a+ from the nice edge left undercut right up to sloper top. Brilliant moves.
- 27 ** SLIDEOVER 7b+ from cracks up to friction crux on top. Good fun in cold dry weather!