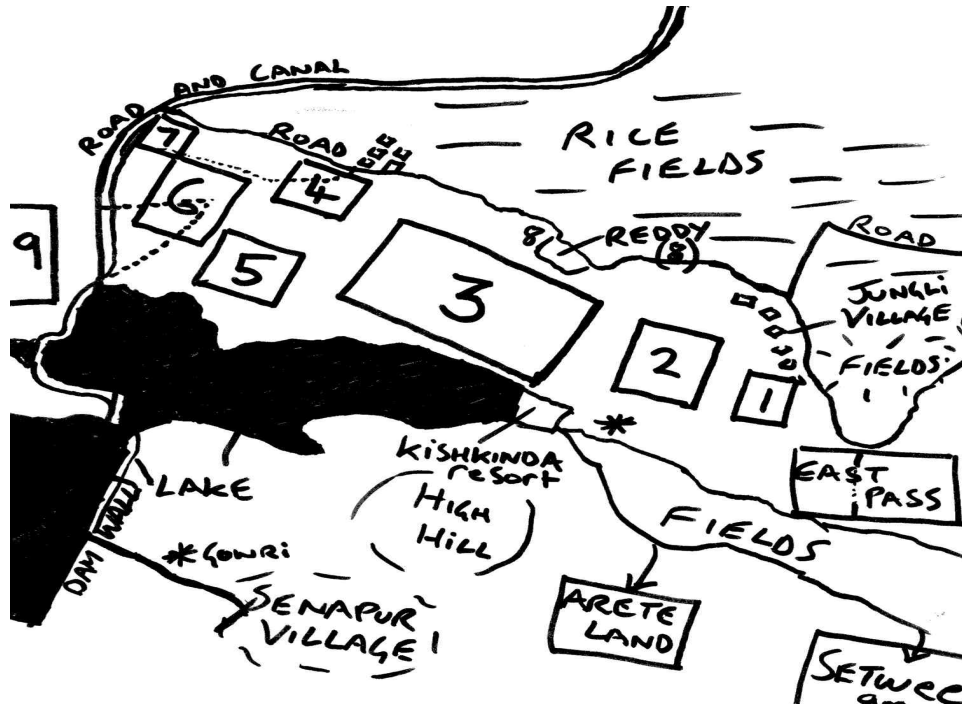


JUNGLI PLATEAU AREA OVERVIEW

- 1 JUNGLI VILLAGE areas bumbli, clinic etc.
- 2 JUNGALIZED AREA etc.
- 3 JUNGLI PLATEAU CENTRE- lake ridge, hill top, Jambovan etc.
- 4 WATER TANK village areas
- 5 BIOLOGICAL BREAK area
- 6 plateau FAR WEST area -Sky boulder etc.
- 7 SHAKTI GOOFA area
- 8 WHISPERING ROCKS area (Reddy's mango farm)
- 9 EGNO.BOULDERFIELD area
- 10 EAST PASS area

JUNGLI PLATEAU - Good areas all along the plateau but quite far between them just like on Hampi Island. There are good and easy approaches from every side look on the area maps for directions. The most concentrated areas of problems are at the far west plateau which is also the most accessible area only a few minutes from the 2nd bridge.



JUNGLI VILLAGE - If it's your first time here make a day of it and have a good look around at all the areas and the village! Its the very long plateau a few km to the north east of Hampi running all the way from the lake in the west up to the tiny Jungli village which the name comes from. The locals mostly call that village Jungli but the real government name is Rangapor. The plateau itself is between the fields of Senapur and the fields of Jungli (Rangapor) so is well trodden by villagers who are wood collectors and goat herders. By foot from Setwee to the village the journey is just 15 or 20 minutes on the East pass shortcut but round by Senapur 5 km or the other way round by Hanumanali 5 km. Less people use the short cut these days as they resurfaced the road in 2006 so its much quicker than before. Now during the winter season most of the people you will see on this road are tourists on rented motorbikes and scooters.

HISTORY OF JUNGLI

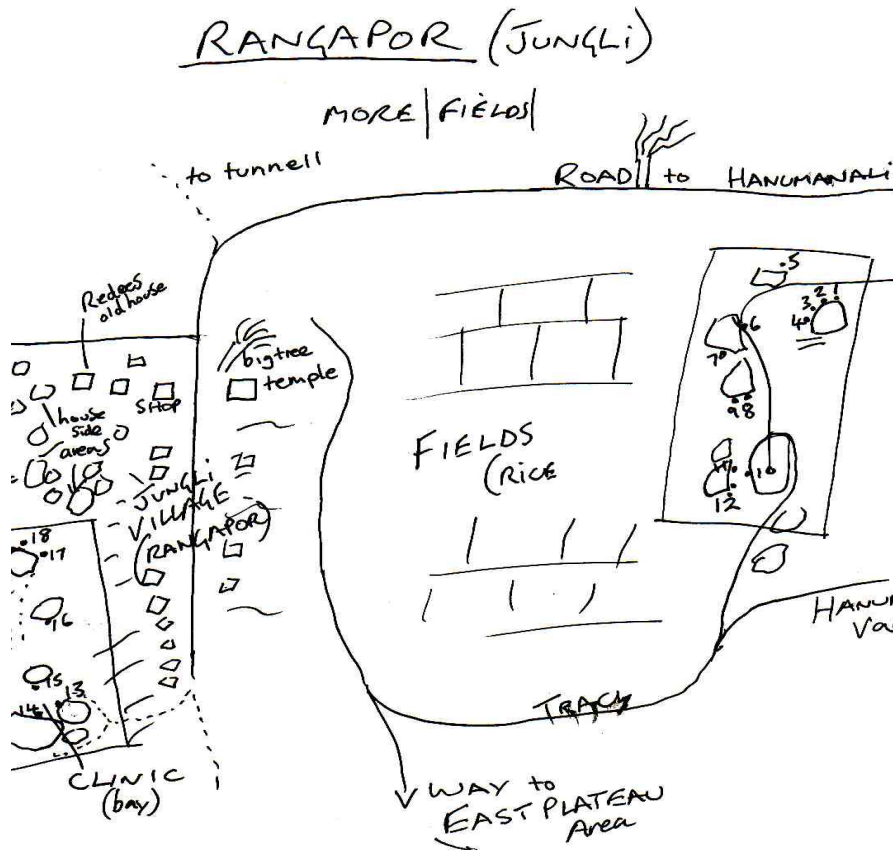
A few decades ago when Andhra people first came to try to farm this area it was uninhabited and full of trees and jungle. They had to clear all that and make rice fields. After chopping down every great tree in the valley they planted all their rice and then disaster struck! A terrible outbreak of strange fever sickness which killed half the population of the place causing them to bail. Was it collective karma? Did the magic monkeys who are direct descendants of the top monkey god Hanuman put a curse on them for stealing their great and favourite valley place? But anyway they tried again a few years later knowing that because the fields have unlimited supply of water it is very good land for cash crops. The name comes from that time. Not to be confused with the real "jungli" areas which the Indians refer to when they are talking about the wild areas over to the north beyond the canal system.

Climbers arrived here in 1999 and stayed in the village being happy to cook for themselves, be away from the tourists area and have so many brand new boulders to climb on. One of the locals who we made friends with was Purushotonamreddy (Reddy for short) who always use to tell us about his great dream of making a tourist place here. We used to tell him no that it would never work and that the tourist people would never come here. Since then things have changed and he opened his grand place in a mango farm rock paradise valley "Whispering Rocks" in 2008 with a lot of tourists going there straight away! Nice place.

1 JUNGLI VILLAGE - (RANGAPOR)area

- 1 ** 7b+ desperate moves up into scoop
 - 2 ** 6c groove is classic
 - 3 *** BUMBLI IN THE JUNGLI 7a+ Classic problem from undercuts into small groove and over
 - 4 still to go
 - 5 6a wall
 - 6 **6c more like a route
 - 7 * 6a slab is good
 - 8 ** MONSTER CRACK 7a Up the crack and down the other one. Watch out for the monster lizard inside
 - 9 **The other way around !
- Next problems hidden round the back of a huge boulder next to the fields
- 10 * 7b only to ledge (not topped out)
 - 11 6a to the right of Rangareddy arete
 - 12 *** RANGAREDDY'S ARETE 6c/7a from the left or from the right both excellent

- over the other side of the village at the end of the only road and above the clinic bay is a great spot, cool any time
- 13 * 7a good moves on the lowstart lead to a gripper up the tower.
 - 14 *** 7b+ positive holds up L to gaston match and over L topout. Great!! excellent possibilities on the big steep wall to the right
 - 15 ** CLINIC DYNO 7b on the free standing boulder a long move from the good flakes to latch the rounded crimps
 - 16 6a
 - 17 ** FLYING FISH 7b groove to go up arete is excellent and the bushes may break the fall.
 - 18 *** 6c this is a good problem going into and up the groove.




The pinnacle and boulders of the clinic bay can be seen up above the slabs from the end of the road which leads to the east pass. The East pass is the best way to short cut back to Hampi Island side if you are on foot. If its hot everywhere the clinic is worth a look it always feels a bit cool. The Bumbli boulder is just 2 minutes from the road on the way to hanumanali.

Area 2 - JUNGALIZED area,

It was the first area to be climbed on in Jungli plateau with jungalized. If you walk down towards the village from here you will find lots more boulders with quality problems but more spread out.

- 1 **5+ good (deceptive)
- warmup boulder
- 2 ..5, 3...4, 4...5+ 5 **DÉJÀ VU 7a+ sitstart crack
- 6 ** 7a good sit and over arête
- 7 ** 7b+ nice slopy (low) sit leads to hard moves with pocket thing onto slab

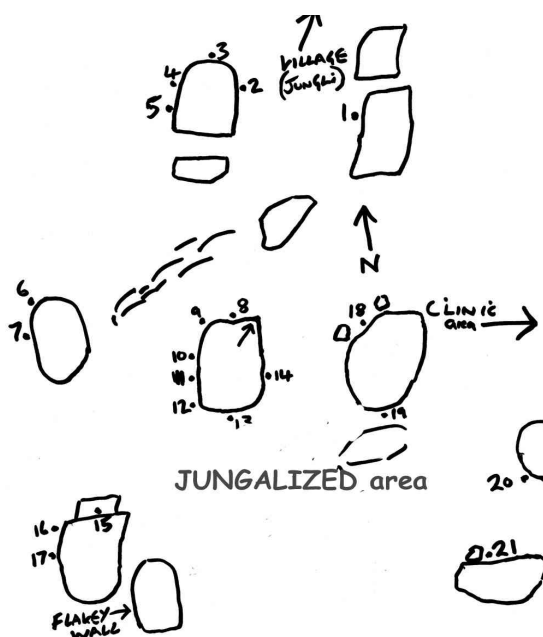
GOOD BOULDER WITH PROBLEMS all the way round. Project is to traverse the full break from problem 14 to start of 11
 8 *** JUNGALIZED sitstart 7b+ stand 7a+ crimp groove keeping right with long reach from the squarecut sidepull is a Jungli plateau classic.



JUNGALIZED March 2000 (squib)

- 9 * 7a
- 10 *** 6b
- 11 *** 6a
- 12 7a arête on L good but loose at top.
- 13 5
- 14 * 6c from the break straight up
- 15 ** 7a+ crimp sit dyno to top.
- 16 * 7b awkward start on L
- 17 * 6a
- 18 ***6c scoop with arete and sloper is excellent
- 19 * good rock
- 20 * 6c tricky grooves
- 21 ** 6b step off boulder trav to arête and up

JUNGALIZED AREA TOPO




3. JUNGLIPLATEAU - CENTRE (lake ridge, hilltop, jambavan)

This area consists of lots of good boulders but spread out so easy to lose it. Marked on the map as "Reddy's Mango farm house" is now the "WHISPRING ROCKS" opened 2007/8 the first guest house in the jungli village area.. You could approach from

there or from the surreal Kiskinda resort if coming from Hampi Island. The Jambavan boulder is on top of the hill which overlooks that place. Otherwise approach by walking from the far west plateau heading always slightly rightwards (only 5 minutes or so from biological break until lake ridge)

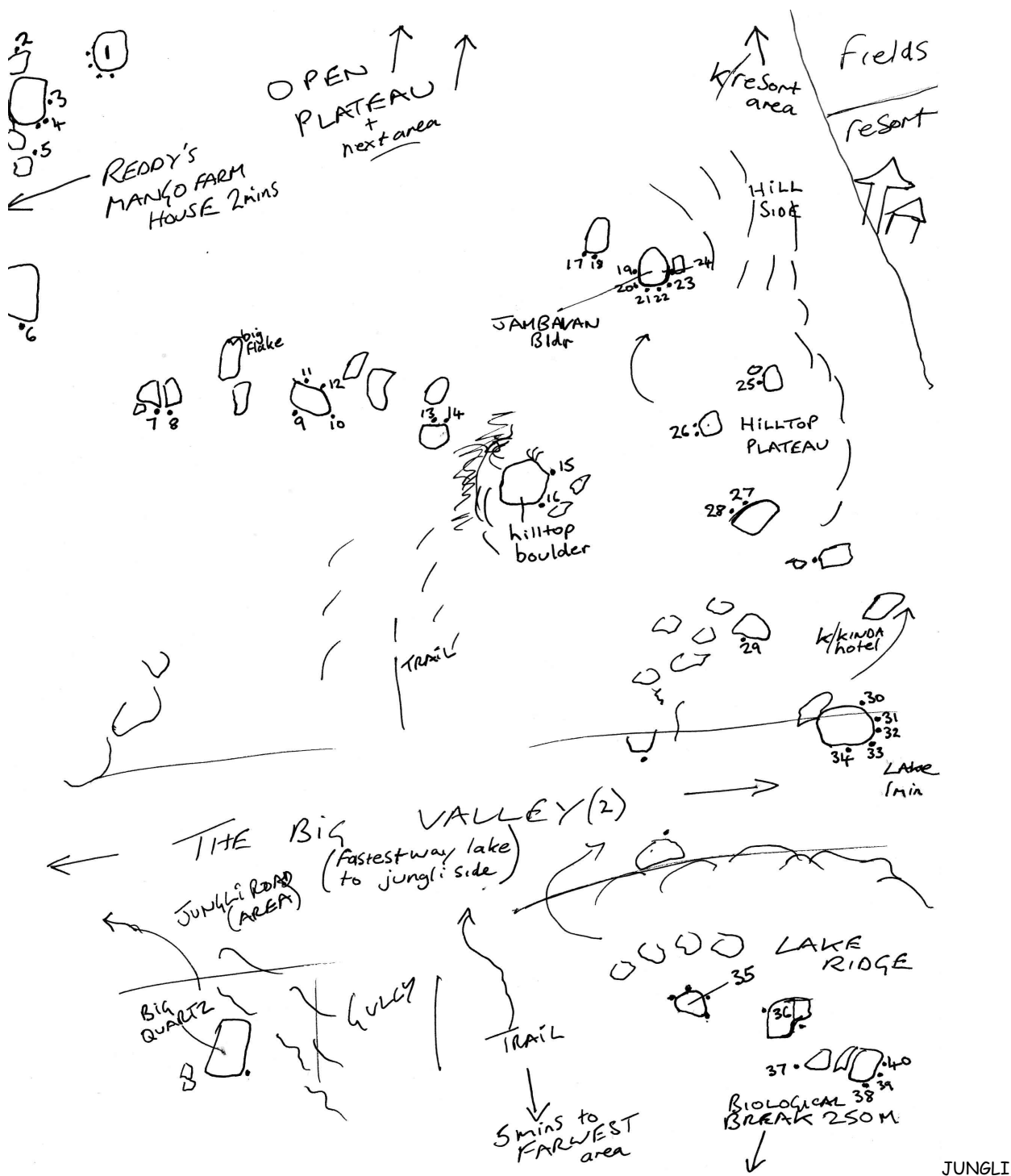
The first decent boulders if you were walking up from Reddy's whispering rocks heading slightly leftwards

- 1 * good warm-ups all round the boulder
- 2.....is it possible
- 3 ** TRANSIENT EXISTENCE 7a the central groove is good.



HYPERTRANSIENT - throw to the high edge

- 4 ** HYPERTRANSIENT 7b great move to get the good high edge from the R
 - 4a aiming for the same hold from the L not as good
 - 5 slabby walls everywhere around this area
 - 6 ?
 - 7 ** PRO ACTIVE SICKNESS 7b+ fierce bulge from the sit in break huge move to catch big edge and head up R
 - 8 ** 7a a sitstart on the prow with the low edge going round R heel on the low edge and up
 - 9 5+
 - 10 * 6c good sitter with holds on R and arête
 - 11 ,12 * 5 slabs are ok.
 - 13 * 6a wall/slab
 - 14 ** 5+ holds just in the right place on classic arête
 - 15 HILL TOP 16
 - just 2 boulders by themselves but the quality Jambavan makes it worth the visit
 - 17, 18 * 5 ish 2or3 ways to warm up here
 - 19 *6a 19a wall to the R also okay
 - 20 sitstart with the big hollow flake hasn't been done.
 - 21 *6a
 - 22 * 7c/7c+desperate traverse moves L
 - 23 *** JAMBAVAN 7c+ (sitstart) the arête has crimpy rails in just the right places to reach the slopy topout move for a fantastic problem .stand 7a
 - If you wander eastwards and down a bit you may find an interesting big rock. Squeeze through the gap and see the east facing wall its great ***6c right line **7a+ jump problem to the left
 - 24 *5+ high wall is okay 25 great sit P
 - 26 5 stotty boulder in the middle
 - 27,28 * nice boulder has a couple of slopy low starts but the L groove from sit will be super
 - 29
 - 30 * 7a corner and out leftward.
 - 31 **7a+ WATER BOARD hard campus style moves from break up
 - 32 * 6a stand
 - 33 *** 7b SWIMMING TIME fantastic line on blunt arête with crux at the top
- .LAKE RIDGE good aspect on the ridge above the valley and lake. not that many problems but a couple of good things make it worth the visit
- 35 a) *6a b) *6b c) ** 6a+ wall is good d) problem on the sharp steep arete facing west **7b powerful sit on crimpy sidepulls to snatch the square cut sloper and up. Short but hard.
 - 36 6a high wall 36 a) other side of boulder big groove is ok
 - 37 * 5+ interesting moves onto slab
 - 38 ** 6a nice climbing on the left line, down chimney.
 - 39 7b+ centre of bulge...if the hold stays



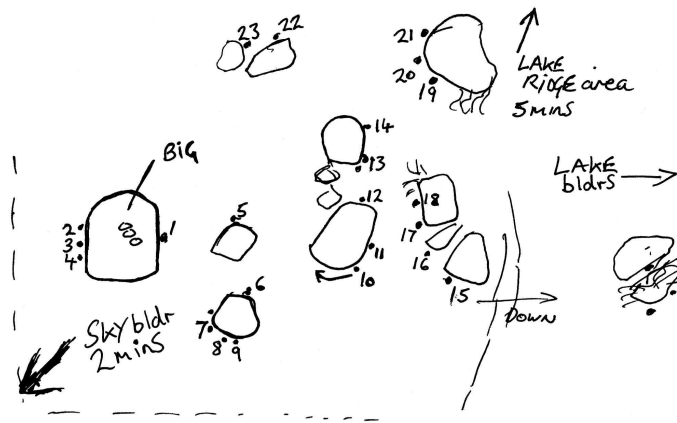
PLATEAU CENTRE AREA 3

JUNGLI

4. WATER TANK

If you are on Farwest plateau (Sky boulder) or biological break or in the centre somewhere and begin to run out of water the nearest place is the small village shortly after the turn off from the canal road. From the big valley which leads all the way from lake to the road other side is an easy way. From Far west area just head Eastwards keeping left all the time on the edge of the plateau before the slabs. Then you will drop into an area of boulders where you turn left and drop steeply down to the tank. It is very good water much better taste than the bore pump in virupapagaddi.

The boulder area itself before dropping down has some good problems. Hidden in a gully a sitstart based around a sharp arete is excellent 7a+. The big boulder in the middle with a low groove goes at 7a standing not done with sit with the groove to the right brilliant line but scary as the holds might snap. The boulder just before heading down the hill has 3 problems with a good 6c sitstart on west face. Just opposite the tank itself at road level is a classic *** 7b on an obvious steep slopey groove facing west.



5. BIOLOGICAL BREAK area

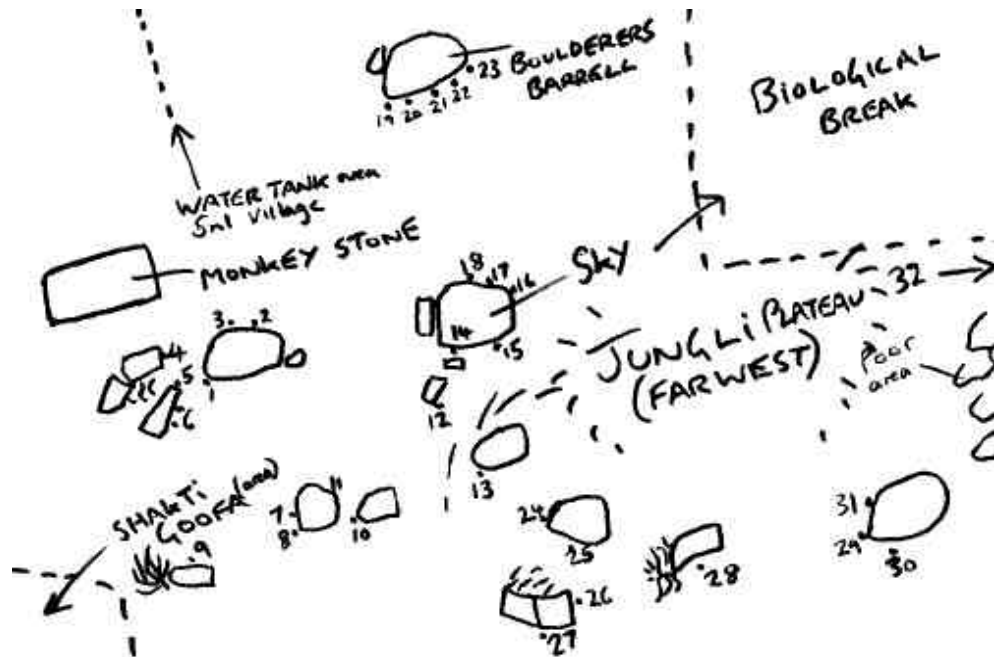
- 1 6a small moonshaped groove
- 2,3 5
- 4 6b
- 5 ** 7a sitstart on the pink slit is really nice
- 6 * 6c+ sitstart and long move up
- 7 * 6b small holds
- 8 * 5
- 9 * 6a mantle
- 10 *** BIOLOGICAL BREAK 7c Perfect traverse line. Start from sit on the right to cross the steep wall then the thin break on small crimps all the way to the big ledge and up the crack on the left.
- 11 * 6b sit over on the right
- 12 sit 5
- 13 * 6a good rock
- 14 5
- 15 * 6c sitstart
- 16 5
- 17 ** 6b arete with holds out left
- 18 ** JUST KILL ME 7b the groove then pathetic hold up right. Now link the sitstart ?
- 19 5
- 20 ** 7a As for SUPERSHAKTI but R and up on spaced crimps
- 21 *** SUPERSHAKTI 7b+ the rising groove right to left on slopers is a fantastic problem. Facing EAST so its good to do at sunset time (in the shade)
- 22 * 6b sitstart on interesting rock to move R and out

6. JUNGLI PLATEAU far west - sky bldr.

Approached from the 2nd bridge on the lake road. See main map.

- 1 * 6b+ 1 hard move up from the pair of small holds
- 2 ** ANGLE traverse 6c from as far R sit as poss sloper rail leads to L arete fun topout
- 3 * 6a traverse of the higher rail.
- 4 * good move up R -crouch
- 5 * 6b double edge prow is a bit scruffy but works well.
- 6 * edges on slab L R or middle.
- 7 * 5+ slopy ramp is nice.
- 8 *** EXACTLY 7c sitstart on the grooves in arête leads to very hard sequence to top lunge standing 6c/7a
- 9 * cute sitstart is as hard as you want it to be by using different holds.
- 10 nice rock
- 11 * 6c+ good line on arête
- 12 * 7a+ severly o/hanging arête on the tiny boulder
- 13 ** 7a from as low as poss with u/cut
- SKY tall boulder in the middle is full of classics
- 14 *** ENDLESS SKY 7b+ (7c?) the L line leads to crimp moves, high crux and ultimate enlightenment, or a broken ankle ha ha !!
- 15 *** VOICES in the SKY 7a R line is also really good and much easier top.
- 16 ** 7a stand start to 17 into scoop and up
- 17 *** SKYWARD BOUND 7b+ The line from sit R to L rising is classic and long.
- 18 * 6c black wall with sloper crimp is fun.
- Boulderers Barrell is the opposite style to SKY being low and safe-all sitstarts
- 19 * 7a+ tricky arête with hold on the right
- 20 crouch on break dyno to jug.fun!

- 21 * CLEAN UP 6c had to pull off the loose flakes to make a problem here. It was good afterwards.
- 22 ** EVEN THE BARBARIANS 7a+ Perfect for humourless and safety conscious europeans. excellent moves up to thin holds and R to sloper. Another finish Left on loose flake 6c is not so good.
- 23 *** 7a from the break into steep groove and up
- 24 6a looks good but holds force you another way.
- 25 * 6a fun wall.
- 26 5 groove 27 good rock ,easy.
- 28 *** JINGLE in the JUNGLE 7a The scooped wall steepens and leads to a jump to top jug where you will ring the bell and sing a song
- 29 * 6b on arête
- 30...slots project
- 31 * 7b method sitstart from groove slap around slab and struggle over
- 32 **7b+ outrageous fingertip intensive crux on this obvious line - small groove leading to bulging blankness(east facing)
- 33, 34* good ways up to look at the holds on 32



7. SHAKTI GOOFA

There are about 20 problems in the lower area with that wildly balanced boulder on the very edge. The place has a very magical feel somehow despite the now busy road just down the hill. The big boulder has problems all round it 7a Northwest side in the scoop with the pair of crimps. Monkeyfingers 7b on the East side from the very crimpy rail to break with cheatstone (in place) is good in a sick kind of way. The white boulder with groove is a good 6a. On the top rocks is a N facing groove from sitting which is a good 7a.

KISHKINDA RESORT

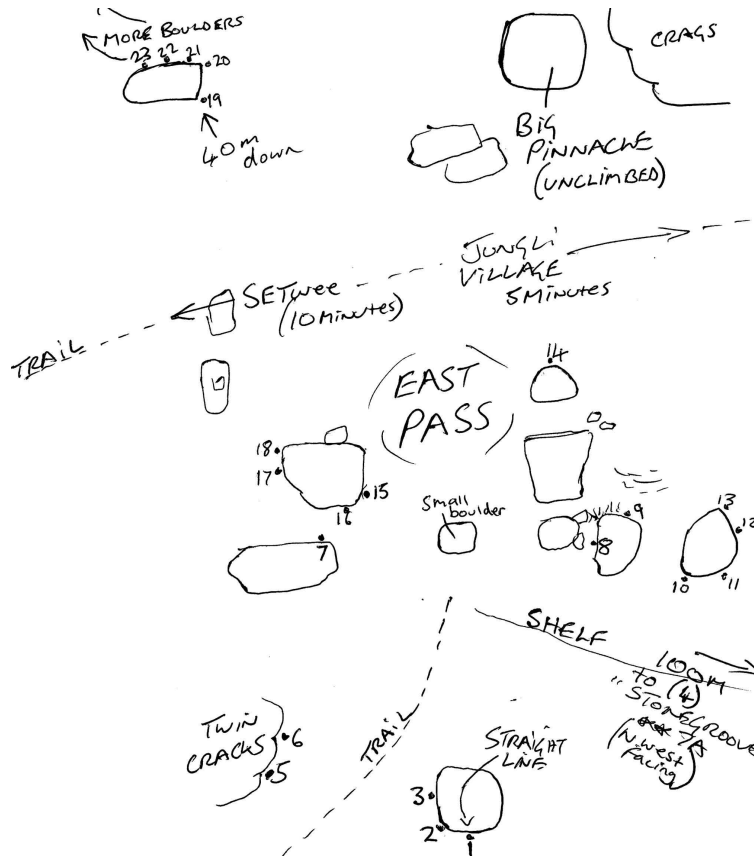
The place is surreal in a cringing crazygolf type of way complete with emus and bear statues. What a shame if the dam wall were to break open! The valley was so much better before. If you walk out from this place onto the Jungli plateau side and stay at the lowest level near the fields you will come across an obvious groove with a steep slopey start to the big hold and up 7a its nice. Keep walking to find a west facing wall with 4 or 5 straight up problems up to 6c and the traverse of the break all the way from R-L *** 7a+ is excellent. Keep walking from here but go up and left a bit to come to another great boulder. Groove on west face 6c/7a and the north face l wards onto slab 7b? deperate crimpy from Squib. Keep walking round towards east pass and find new goodies.....

8. WHISPERING ROCKS

Its in a great place surrounded by hills in a green little valley which is a mango plantation. Some of the rooms are buit into the rocks. Most of the rocks nearby were a bit dissappointing except for a steep grey stone above the house on the right (looking up). REDDY's 5 BELLIES 7a which is great. The sit of this problem will go also and would be superb. The resort is very close to the area with the Transience problems just up and left (west) from the rooms.

EAST PASS

This is the area which most climbers have been to in the past as it's the obvious pass to walk to if you are looking over from Setwee-Kundalini Rising area and notice a lot of boulders sitting there between unpassable crags, pinnacles and mountains either side. There are not actually that many good things but it's a nice place somehow and a handy shortcut. It's also the shortest walking route from Hampi area to Jungli village. Nobody goes that way anymore with such an increase in motorbikes. The blocks on the flat plateaus do have good problems and some harder unclimbed projects.



1 ** STRAIGHTLINE 7b sidepulls lead up with hard move

2 *6c

3 * 7a on the front face a good move on slippery holds

4 *** STONE GROOVE 7a excellent slabby problem on the obvious quartz groove which should be in the shade. Good project on the much steeper friction groove to the right - get it on a cold day!

5, 6 * both good

7 ** 6b good problem on the sidepulls going over arete at the top

8 ** RAZOR WIRE 7b sidepulls and big move up right distant edge.

9 ** 5+ sitstart great rock

10 * 6c slopy topout above the good jugs

11 5+

12 5

13 6c

14 * 6a slabby nose

15 ** 6a good topout

16 *traverse into 15

17 *6a

18 *5+

19 * 6b left arete

20 ** 6c right arete

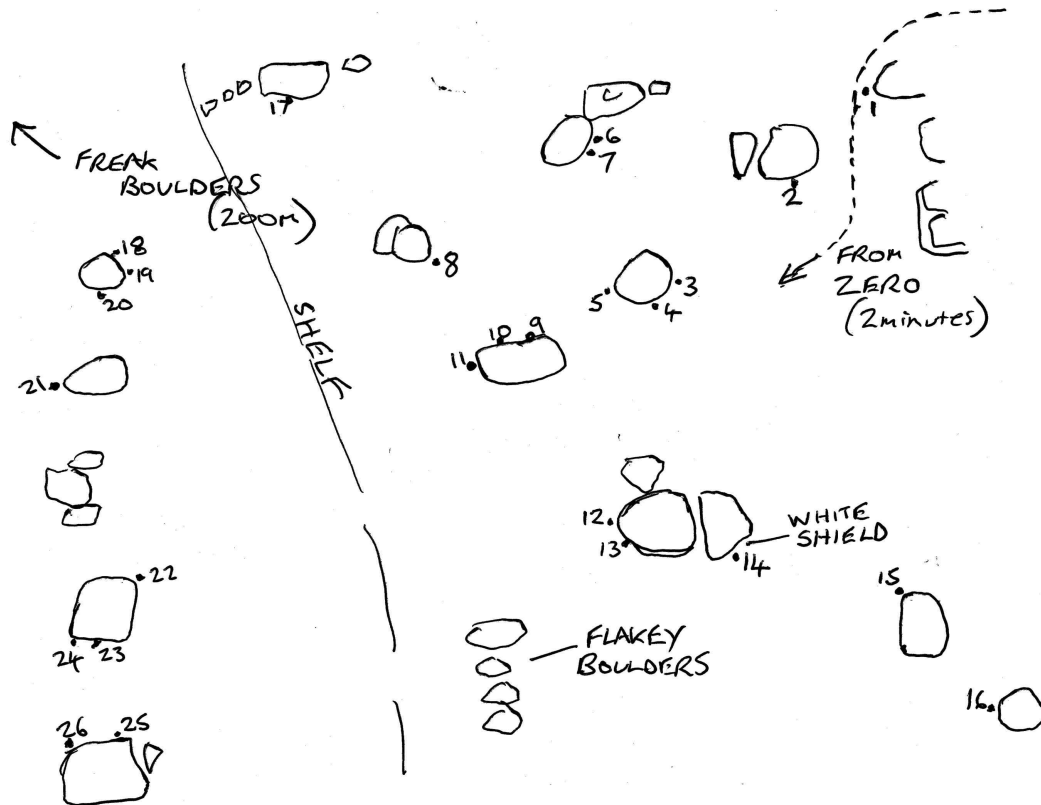
21 *5+ groove

22 * 7a wall direct to high jug rail is worth a look.

23 6a start just left of the nose

9. EG NO. BOULDERFIELD

Approached from the lake road swimming place parking spots in about 10 minutes. After the first bridge the road goes up then down a small hill with the dirt track going straight on, this is the small island (penninsula) where everyone generally goes swimming. These days you can miss that place unless you like garbage, broken glass and desperate Indian males who only go to see the scantily clad western girls. Just after this take the path around the small lake on the left side of the road (no water in some dry times) which leads up the valley before striking rightwards up the hill towards an obvious pass which leads to the plateau itself with zero boulders on the right just before the pass.



- 1 **5+ EKNO. The juggy nose
- 2 ** 6a KLAUS'S PROJECT the attractive wall
- 3,4,5. * good
- 6 ** 6a DREAMWALL classic on right side of wall
- 7 * 7a contrived but beautiful wall and move keeping as left as possible
- 8 *** CAMPUSJAM7a jam the break to reach out, good hold cut loose grab the top.
- 9, 10 grade ?
- 11 *** RED ENERGY 7b using thin crack and tiny edge (blind foothold) slap over, hard to reach start for short. Satisfying.
- 12 6b ?
- 13 6
- 14 ** WHITE WAVE 7a the white scooped wall leftwards long rockover.
- 15 * REDFINGER 7b the arete all the way with a painful hold or rockover on slab after first move (6c)
- 16 good project long move to hold up and right - get it !
- 17 * 6c very good line on the big boulder next to the crags
- 18 19 20 all on good rock **
- 21 * 6c from nice start hold
- 22 ** 7a interesting thin crack and wall to left
- 23 5 wall
- 24 Arete 5+
- 25 5+
- 26 * 7a+ sitstart is good through steep nose

ZERO

The first boulder is the huge thing on your right if you walk up to the pass. The 2 classic problems facing west so in the sun only in the afternoon

- 1 *** EATSTATIC 7b+ from small hold long long move to the square quartz edge then great finish
 - 2 *** BLISS 7a side pulls to the high rail and another great finish
 - 3 ** DOGCLUB 6c+ The black slab is nice after hard start with side hold
 - 4 ** 6a scooped wall
 - 5 *** ZERO THE HERO 7b+ obvious thin crack line (undercut/side pull) with left, small hold with right then big move up and rightwards then back left and over. Excellent. Unrepeated in 10 years.
 - 6 ** MONKEYRUN 7a+ all the way up the huge arete from sit, top is okay -big holds
 - 6a.....yes ! I'll do it soon.
 - 7 *6b
 - 8 *** INDIA WHITE 6c from the nice edge grab to top. superb rock
 - 9 ** 7a sitstart on the grooves
 - ***7b+ INDIAWHITETRAVERSE from the sit on 9 traverse left into 8 and finish
 - 10 ** 7a classic on the grooves
 - 11 ** 7b HYPERCONSCIOUS on the arete a small but hard move to the break
 - 12 6b grooves
 - 13 *** ATOMANT 7b+ sitstart slopy ledges to go up slightly right then straight.
 - 14 groove
 - 15 slab
- just right again are some more problems (not on map)
- 16 ** excellent warm up boulder quality stone 3 or 4 problems

